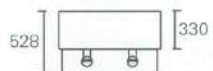


Summarizing using experiences of 50 years in the Chinese hotel kitchen environment and guided by leadership of Commerce Chamber of the kitchenware Industry of Association of Industry and Commerce, relevant directors and member units, Gemi has integrated related advanced technologies in the field of Japanese water dispenser and developed the Gemi professional water dispenser of a new generation within three years.



Front view



Top view

GB-40E

Rated power	3KW
Rated current	13.6A
Rated voltage	220V
Recommended power source	16A Socket of 16 A
Volume	40L
One-time hot water output per hour (L)	50L

Contour dimension (length*depth*height)

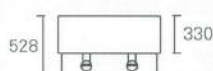
420×528×1230mm Base Optional

Product Dimension: 420X330X630mm

Base Dimension: 410X528X605mm



Front view



Top view

GB-60E

Rated power	6KW
Rated current	9.1A
Rated voltage	380V Alternating current of 380 V
Recommended power source	Three-phase five-wire
Volume	60L
One-time hot water output per hour (L)	125L

Contour dimension (length*depth*height)

420×528×1360mm Base Optional

Product Dimension: 420X330X760mm

Base Dimension: 410X528X605mm



Front view



Top view

GB-80E

Rated power	9KW
Rated current	13.6A
Rated voltage	380V Alternating current of 380 V
Recommended power source	Three-phase five-wire
Volume	80L
One-time hot water output per hour (L)	160L

Contour dimension (length*depth*height)

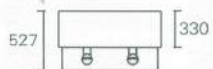
510×528×1420mm Base Optional

Product Dimension: 510X330X825mm

Base Dimension: 500X527X605mm



Front view



Top view

GB-100E

Rated power	12KW
Rated current	18.2A
Rated voltage	380V Alternating current of 380 V
Recommended power source	Three-phase five-wire
Volume	100L
One-time hot water output per hour (L)	230L

Contour dimension (length*depth*height)

510×528×1570mm Base Optional

Product Dimension: 510X330X975mm

Base Dimension: 500X527X605mm